



### District Report Card: 2017


<b>State:</b> Assam	<b>District:</b> Dibrugarh
<b>Class:</b> 5	<b>Subject:</b> Language
<b>Schools:</b> 61	<b>Students:</b> 916


### Participation/Coverage


#### Students

<div>GENDER</div> <div></div>	Boys		Girls	
	Number	%	Number	%
	455	49.67	461	50.33

<div>AREA</div> <div></div>	Rural		Urban	
	Number	%	Number	%
	847	92.47	69	7.53

<div>CATEGORY</div> <div></div>	SC		ST		OBC		GEN	
	Number	%	Number	%	Number	%	Number	%
	52	5.68	46	5.02	731	79.80	87	9.50

<div>CWSN</div> <div></div>	LD	VI	HI	S&LD	ID	Oth
	1	0	0	0	1	1

<div>Management</div> <div></div>	Government		Government-aided	
	Number	%	Number	%
	812	88.65	104	11.35

### Average Performance of Students in Language (%)

Overall	Gender		Area		Management		Social Group			
	Male	Female	Rural	Urban	Govt.	Aided	SC	ST	OBC	GEN
50.15	49.17	51.11	50.33	47.92	51.12	42.56	42.31	56.23	51.41	41.00

## Performance on Learning Outcomes (LOs)

Learning Outcomes	Description	Average Performance(%)
L504	Reads and comprehends independently storybooks, news items/ headlines, advertisements etc.	47.36
L508	Reads text with comprehension, locates details and sequence of events	51.54

Range of Performance of Students who Answered Correctly							
Below 30%		30% - 50%		50% - 75%		Above 75%	
Number	%	Number	%	Number	%	Number	%
198	21.62	250	27.29	339	37.01	129	14.08

## Lowest Performing Learning Outcomes (LOs)

- 1 - Reads and comprehends independently storybooks, news items/ headlines, advertisements etc. (47.36)
- 2 - Reads text with comprehension, locates details and sequence of events (51.54)